



Auto Lensmeter  
LM-7P/7



THE ART OF EYE CARE

# More than dependable, beautiful as well

The Auto Lensmeter LM-7P / 7 series has established a new standard by NIDEK. Both design and user interface have been improved for simplified operation to expand utility of the instrument, while maintaining the highly valued measurement principles, functionality and quality.


We invite you to experience the LM-7 series of Auto Lensmeter that combine the dependable functions and beauty in your facility.



Auto Lensmeter  
LM-7P/7

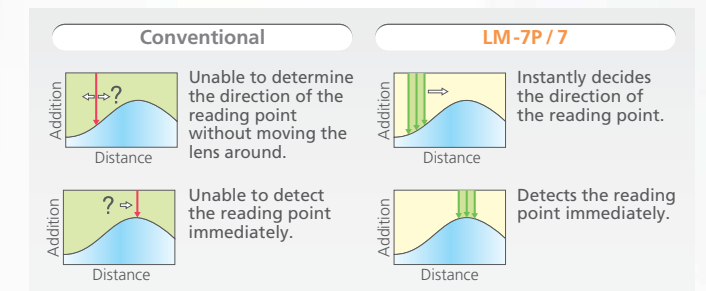
## Hartmann sensor with 108 measurement points

An advanced measurement principle, that incorporates simultaneous measurement of 108 data points within the nosepiece, provides greater accuracy and reliability with easier and faster measurements.



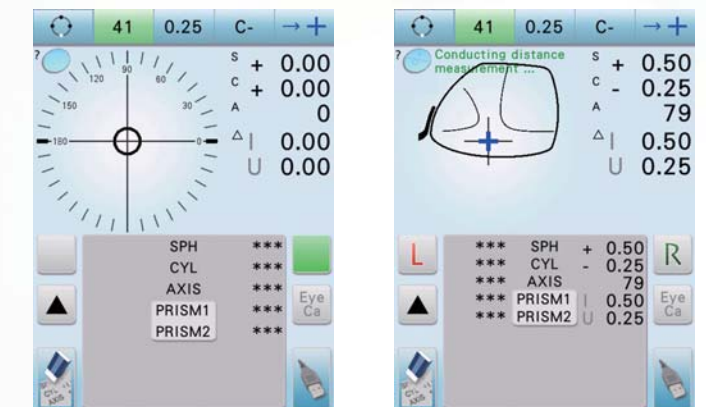
## Green measurement light

Green light close to the ISO standard gives more precise measurement values without Abbe number compensation.



## Automatic lens type detection

Placing the lens on the nosepiece activates the auto lens type detection to automatically determine the lens type -not only for single focal lenses but also for multifocal lenses-switching its measuring mode accordingly for a single focal lens, bifocal or progressive lens.





as well



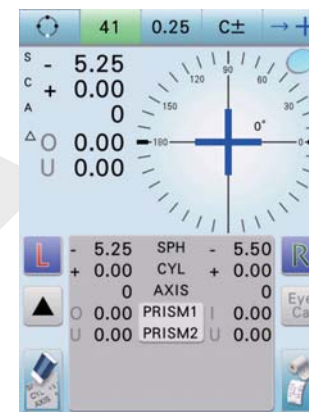
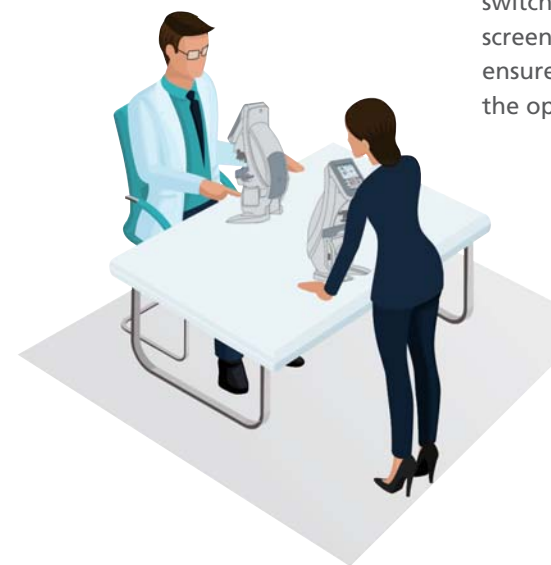
### Prism layout function

Entering the prism prescription value in advance allows easy blocking of lenses at the prism prescription position, by just following the target shown on the screen.



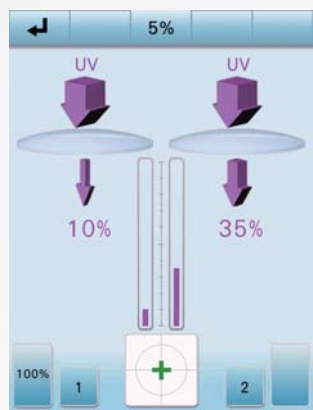
### Full graphic vertical 5.7-inch color LCD with touch screen

The adoption of the 5.7-inch 640 x 480 dots touch screen achieves ideal layout display, superior in operation and visibility. Unique vertical design gives a sophisticated impression and greater function. Moreover, you can choose a favorite background color from many choices. By pressing screen switching button, alignment circle on the screen can be moved vertically by hand. This ensures optimal operation depending on the operator's position.



### Scale mode function

Pupillary distance such as the LPD / RPD, PD, can be measured easily by aligning the marked glasses to the scale displayed on the screen. Screen color can be changed to black or white depending on marking color for greater visibility.



### UV transmittance measurement

UV transmittance is presented as an intuitive display from 0 to 100% of central wavelength 365 nm (UV-A) in 1 or 5% increments. Comparison of two lenses can be easily displayed.

### Enhanced data communication capability

The LM-7 series has one RS-232C port and two USB ports as standard. Optional LAN / WLAN connections are also available, which greatly expand data communication capability.

The NIDEK refraction products allow for quick and easy wireless data transfer\* using the Eye Care card, Bluetooth, WLAN or infrared communication. This is helpful for eliminating paper printouts and complicated wired connections.



This configuration is just an example. Please contact NIDEK for further information.

\*The specifications for wireless data transfer differ according to each product and from country to country. The requirements also differ depending on the method of wireless data transfer.

### High-speed line printer with auto cutter

The LM-7P features a high-speed printer with easy to read printouts. Measurement data is simply and logically presented for easy explanation.

Measured data can be output as QR code. By reading this QR code, operator can input measured data to PC. It can be also read by the NIDEK ICE-1200 Intelligent Blocker to prevent failure in processing.



Sample printout



## LM-7P/7 Specifications

Model	LM-7P	LM-7
Measurement range		
Sphere (Spectacle lenses)	-25.00 to +25.00 D	
Sphere (Contact lenses)	-25.00 to +25.00 D (BC=6.0 to 9.0) (0.01 / 0.06 / 0.12 / 0.25 D increments)	
Cylinder	0.00 to $\pm$ 10.00 D (-, MIX, +) (0.01 / 0.06 / 0.12 / 0.25 D increments)	←
Axis	0 to 180° (1° increments)	
ADD	0.00 to +10.00 D (first add, second add) (0.01 / 0.06 / 0.12 / 0.25 D increments)	
Prism	0.00 to 20.00 $\Delta$ (0.01 / 0.06 / 0.12 / 0.25 $\Delta$ increments)	
Prism mode	$\Delta$ , $\theta$ , Base In / Out, Base Up / Down	←
PD measurement (Scale mode function)	15 to 42.5 mm (monocular), Single vision PD, Progressive lens far vision PD	←
UV transmittance	0 to 100% (1 or 5% increments) with central wavelength 365 nm (UV-A)	←
Measuring time	0.1 second $\pm$ 10% (minimum)	←
Measurable lens diameter		
Spectacle lenses	$\phi$ 20 to 120 mm	←
Contact lenses	Larger than the inner diameter of the nosepiece ( $\phi$ 5 mm)	
Measurable transmittance	10% and over (20% and over for $\pm$ 15.00 to $\pm$ 25.00 D)	←
Compensation function for high index lenses	The Abbe number is changeable in the range of 20 to 60.	←
Marking system	Ink cartridge type, Ink pad type (optional)	←
Wavelength / Measuring point	538 nm (green) / 108 within nosepiece	←
Display	5.7-inch color full graphic TFT-LCD, 640 x 480 dots with LED backlight	←
Printer	Thermal line printer with auto cutter (paper width: 58 mm)	Not available
Interface	RS-232C, USB2.0 HOST, USB2.0 FUNC, 10 / 100 BASE-T Ethernet (optional): 1 port each Wireless LAN (optional)	←
Power supply	AC 100 to 240 V, 50 / 60 Hz	←
Power consumption	50 VA	←
Dimensions / Mass	220 (W) x 240 (D) x 410 (H) mm / 4.0 kg 8.7 (W) x 9.4 (D) x 16.1 (H) " / 8.8 lbs.	220 (W) x 240 (D) x 410 (H) mm / 3.7 kg 8.7 (W) x 9.4 (D) x 16.1 (H) " / 8.2 lbs.
Standard accessories	Power cord, Dust cover, Nosepiece for contact lenses, Measuring Progressive Power Lenses explanation guide, Printer paper	Power cord, Dust cover, Nosepiece for contact lenses, Measuring Progressive Power Lenses explanation guide
Optional accessories	Ink cartridge (red, blue), Ink pad type marking unit, Ink pad (red, blue), RS-232C communication cable (OPIF-6), USB communication cable (equipped with the dedicated USB driver), LAN board, LAN communication cable, WLAN module, Foot switch, Barcode scanner, Magnetic card reader, Eye Care card	←

Product / Model name: Auto Lensmeter LM-7P / LM-7

Brochure and listed features of the device are intended for non-US practitioners.

Specifications may vary depending on circumstances in each country.

Specifications and design are subject to change without notice.



**HEAD OFFICE**  
(International Div.)  
34-14 Maehama, Hiroishi  
Gamagori, Aichi 443-0038,  
JAPAN  
TEL: +81-533-67-8895  
URL: <http://www.nidek.com>  
[Manufacturer]

**TOKYO OFFICE**  
(International Div.)  
3F Sumitomo Fudosan Hongo  
Bldg., 3-22-5 Hongo, Bunkyo-ku,  
Tokyo 113-0033, JAPAN  
TEL: +81-3-5844-2641  
URL: <http://www.nidek.com>

**NIDEK INC.**  
47651 Westinghouse Drive,  
Fremont, CA 94539, U.S.A.  
TEL: +1-510-226-5700  
+1-800-223-9044  
(US only)  
URL: <http://usa.nidek.com>

**NIDEK S.A.**  
Europarc,  
13 rue Auguste Perret,  
94042 Créteil, FRANCE  
TEL: +33-1-49 80 97 97  
URL: <http://www.nidek.fr>

**NIDEK TECHNOLOGIES S.R.L.**  
Via dell'Artigianato,  
6/A, 35020 Albignasego (Padova),  
ITALY  
TEL: +39 049 8629200/8626399  
URL: <http://www.nidektechnologies.it>

**NIDEK (SHANGHAI) CO., LTD.**  
Rm3205, Shanghai Multi  
Media Park, No.1027 Chang  
Ning Rd, Chang Ning District,  
Shanghai, CHINA 200050,  
TEL: +86 021-5212-7942  
URL: <http://www.nidek-china.cn>

**NIDEK SINGAPORE PTE. LTD.**  
51 Changi Business Park  
Central 2, #06-14, The  
Signature 486066,  
SINGAPORE  
TEL: +65 6588 0389