



Patternless Edger
LEXCE Trend



THE ART OF EYE CARE

A close-up photograph of a white Lexce Trend coffee machine. The machine's front panel is visible, featuring the 'LEXCE Trend' logo. The logo consists of the word 'LEXCE' in a bold, black, sans-serif font, with a stylized 'X' that has a blue underline. Below 'LEXCE', the word 'Trend' is written in a smaller, black, sans-serif font, also with a blue underline. To the right of the logo is a transparent window showing the internal brewing mechanism, including a metal rod and two white capsules. The machine is set against a plain, light-colored background.


LEXCE
Trend

Upward
Trend



The LEXCE Trend is a feature-rich, all-in-one edger. It incorporates a high performance drill, an intelligent blocker and a frame tracer in a compact body. Driven by two types of user interface; a step-by-step wizard mode for beginners and a professional mode for experts, it offers every user a comfortable operation with incredible ease. Multiple configurations can be chosen from different model types depending on the situation of all optical shops and labs, either as a new integration or as an additional unit. A *Trendy* innovative concept, the LEXCE Trend redefines the "all-in-one edger".



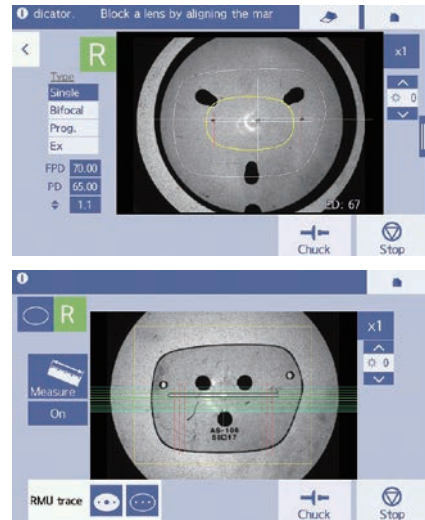


Exceptional processing unit with integrated drill

The drill unit uses a 5-axis mechanism, providing a high degree of accuracy for all your drilling jobs. The processing unit that runs the drill, also performs high quality safety beveling and grooving on any lenses.

- 3D drilling optimally controlled by 5-axis
- Multiple hole types covering extensive frames
- Drilling angle can be set automatically or manually
- Three types of drill bit (optional) for perfect fit
- Precise grooving providing attractive edge surface regardless of lens shape






Intelligent blocker with integrated imager

Blocker unit is simple to operate while offering great performance. The integrated imager can capture optical tracings, along with drill hole data. The data can be easily edited on the multifunction color screen.

- Dual lens stage allows settings of all lens types
- Magnification of the display facilitates viewing of lens markings during blocking
- Highly accurate and precise blocking function
- Automatic hole and shape data acquisition by imager (optical tracer)
- Screen enlargement facilitates hole data editing



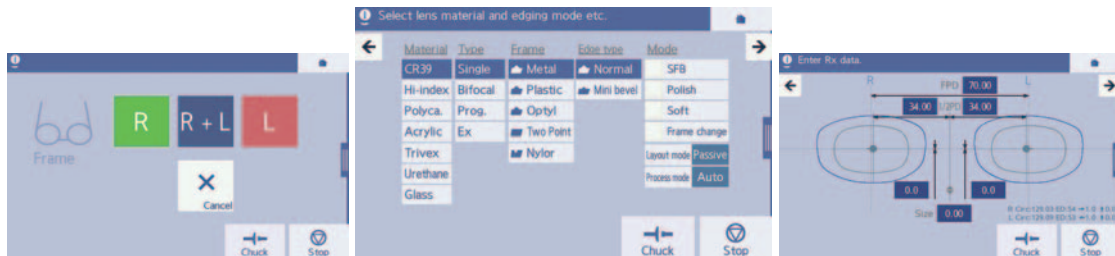


Precise tracing for all types of shapes

NIDEK original design 3D frame tracer performs highly precise measurements. Additionally, two types of tracing methods are available for tracing demo lenses and patterns with the LEXCE Trend.

- 3D frame tracing with full auto clamping (optional)
- High curve frame measurement
- Frame holder keeps frame in natural state during tracing
- Reliable demo lens and pattern measurement by imager (optical tracer)
- Demo lens and pattern tracing by Radius Measuring Unit in processing chamber






Selectable user interface designed for intuitive operation

A 7-inch color LCD touch screen displays lens shape and layout in full scale. Processing conditions can be intuitively entered on the screen.

- User preference of operation can be pre-set via software interface
 - Wizard mode; step-by-step operation, for beginners
 - Professional mode; single screen operation, for experts
- Uniquely designed, clearly visible icons
- High resolution color LCD touch screen
- Capacitive technology touch screen improves sensitivity







Proven high quality finishing

Thanks to avant-garde design and engineering innovations, the LEXCE Trend is technologically advanced, offering consistency and size accuracy while encompassing a faster cycle-time.

- Wider wheel capable of processing high Rx lenses
- Full estimate soft processing mode controls axis shift
- Water rinsing cycle keeps grinding chamber clean at all times
- Customizable mini bevel is ideal for thin, metal eyewire frames
- Lens edge polishing for flat and bevel lenses
- Special wheel design for high base curve lens processing*
- Multi bevel shapes to meet today's challenging eyewire frames*
- Mini step bevel to grind an asymmetrical shelf-style rear bevel*

*Available for the type PLB-2R8



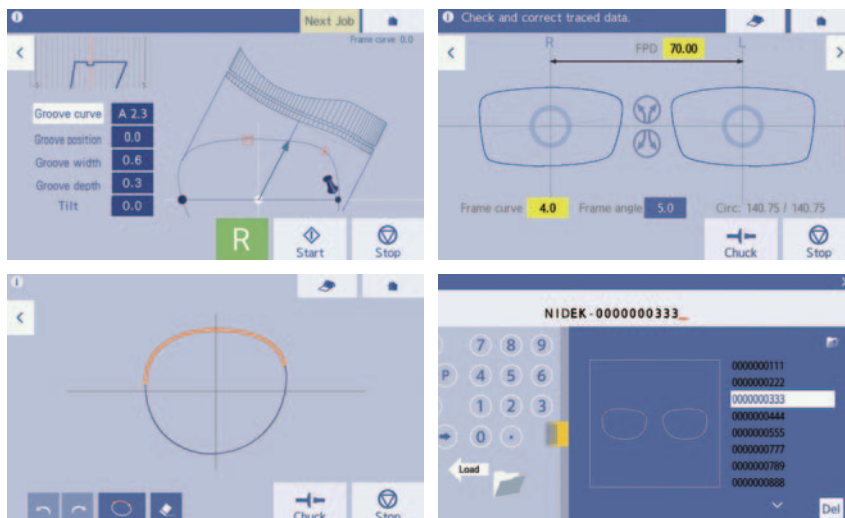


Enhanced user productivity

The LEXCE Trend is perfect for facilities with limited space. Multiple functions with well-combined features, all in a compact footprint, improves productivity.

- Next job setup function
- Shape rotation adjustment function
- Shape editing mode
- Memory function for shape data management

- Feature-rich compact design
- Auto processing chamber door
- Lit processing chamber for high visibility
- Cooling water control knob



“A LEXCE” for everyone

The best option can be selected from several configurations depending on individual needs.

<p>Type Core (DBT)</p>		<table border="1"> <tr> <td> Frame</td> <td> Shape imager</td> <td> Blocker</td> </tr> <tr> <td> Grooving</td> <td> High curve</td> <td> Drilling</td> </tr> </table>	 Frame	 Shape imager	 Blocker	 Grooving	 High curve	 Drilling	<p>Complete with standalone configuration</p> <ul style="list-style-type: none"> · Covers all necessary functions to make eyewear efficiently · Perfect for facilities where workspace limitations exist
 Frame	 Shape imager	 Blocker							
 Grooving	 High curve	 Drilling							
<p>Type Mate 1 (DIT)</p>		<table border="1"> <tr> <td> Frame</td> <td> Shape imager</td> <td> Blocker</td> </tr> <tr> <td> Grooving</td> <td> High curve</td> <td> Drilling</td> </tr> </table>	 Frame	 Shape imager	 Blocker	 Grooving	 High curve	 Drilling	<p>Blends well with an external blocker with imager function</p> <ul style="list-style-type: none"> · Parallel workflow for blocking or editing while processing · Selectable imager function depending on connected blocker
 Frame	 Shape imager	 Blocker							
 Grooving	 High curve	 Drilling							
<p>Type Mate 2 (DT)</p>		<table border="1"> <tr> <td> Frame</td> <td> Shape imager</td> <td> Blocker</td> </tr> <tr> <td> Grooving</td> <td> High curve</td> <td> Drilling</td> </tr> </table>	 Frame	 Shape imager	 Blocker	 Grooving	 High curve	 Drilling	<p>Blends well with an external blocker without imager function</p> <ul style="list-style-type: none"> · Parallel workflow for blocking or editing while processing · Selectable imager function depending on connected blocker
 Frame	 Shape imager	 Blocker							
 Grooving	 High curve	 Drilling							
<p>Type Pro (D)</p>		<table border="1"> <tr> <td> Frame</td> <td> Shape imager</td> <td> Blocker</td> </tr> <tr> <td> Grooving</td> <td> High curve</td> <td> Drilling</td> </tr> </table>	 Frame	 Shape imager	 Blocker	 Grooving	 High curve	 Drilling	<p>Adoptable for high-volume processing</p> <ul style="list-style-type: none"> · Capable of becoming part of a server software system · Provides flexibly to increase the number of lens edgers
 Frame	 Shape imager	 Blocker							
 Grooving	 High curve	 Drilling							

  For high curve and drilling, refer to the comparison chart.

Minimum grinding size	Pliable cup (standard) W x H mm		Mini cup (optional) W x H mm		Nano cup (optional) W x H mm	
	PLB-2R8	PLB-2R	PLB-2R8	PLB-2R	PLB-2R8	PLB-2R
Flat edging	ø32.0 x 19.0	←	ø22.0 x 17.4	←	ø20.0 x 15.5	←
Bevel edging	ø33.0 x 20.6	←	ø23.0 x 18.4	←	ø21.0 x 16.5	←
Safety beveling (flat)	ø35.0 x 22.0	←	ø25.0 x 20.3	←	ø23.0 x 18.5	←
Safety beveling (bevel)	ø36.6 x 23.6	←	ø26.6 x 21.9	←	ø24.6 x 20.1	←
High base curve beveling	ø37.8 x 24.8		ø27.8 x 23.2		ø25.8 x 21.3	
Grooving	ø32.0 x 19.0	←	ø22.0 x 17.4	←	ø20.0 x 15.5	←

PLB-2R8: LEXCE Trend8, PLB-2R: LEXCE Trend

▶ **Mate 1** with ICE mini+ style



▶ **Mate 2** with Ice 900 style



System configurations

▶ **Pro** Combination style – Mini lab



▶ **Pro** Combination style – Extended lab



Type comparison



			Frame	Shape imager	Blocker	Grooving	High curve	Drilling
Core	PLB-2R8	Drill	✓	✓	✓	✓	✓	✓
		Non drill	✓	✓	✓	✓	✓	
	PLB-2R	Drill	✓	✓	✓	✓		✓
		Non drill	✓	✓	✓	✓		
Mate 1	PLB-2R8	Drill	✓	✓		✓	✓	✓
		Non drill	✓	✓		✓	✓	
	PLB-2R	Drill	✓	✓		✓		✓
		Non drill	✓	✓		✓		
Mate 2	PLB-2R8	Drill	✓			✓	✓	✓
		Non drill	✓			✓	✓	
	PLB-2R	Drill	✓			✓		✓
		Non drill	✓			✓		
Pro	PLB-2R8	Drill				✓	✓	✓
		Non drill				✓	✓	
	PLB-2R	Drill				✓		✓
		Non drill				✓		

LEXCE Trend Specifications

Model	LEXCE Trend8	LEXCE Trend
Grinding system	Patternless	←
Mode	Beveling (automatic, guided, safety beveling, polishing, high base curve), Flat edging (polishing, safety beveling, grooving), Drilling, Mini beveling (0.4 to 0.7 mm) (0.1 mm increments), Mini step processing (0.0 to 3.8 mm) (0.1 mm increments), Custom beveling, Frame changing, Soft processing	Beveling (automatic, guided, safety beveling, polishing), Flat edging (polishing, safety beveling, grooving), Drilling, Mini beveling (0.4 to 0.7 mm) (0.1 mm increments), Frame changing, Soft processing
Setting range		
FPD	30.00 to 99.50 mm (0.01 mm increments)	
PD	30.00 to 99.50 mm (0.01 mm increments)	
1/2PD	15.00 to 49.75 mm (0.01 mm increments)	←
Optical center height	0 to ±15.0 mm (0.1 mm increments)	
Size adjustment	0 to ±9.95 mm (0.01 mm increments)	
Bevel position	0 to ±9.95 mm (0.01 mm increments)	
Minimum grinding size		
Flat edging	ø32.0 x 19.0 mm / with nano cup (optional) ø20.0 x 15.5 mm	←
Bevel edging	ø33.0 x 20.6 mm / with nano cup (optional) ø21.0 x 16.5 mm	←
Safety beveling (flat)	ø35.0 x 22.0 mm / with nano cup (optional) ø23.0 x 18.5 mm	←
Safety beveling (bevel)	ø36.6 x 23.6 mm / with nano cup (optional) ø24.6 x 20.1 mm	←
High base curve beveling	ø37.8 x 24.8 mm / with nano cup (optional) ø25.8 x 21.3 mm	None
Grooving	ø32.0 x 19.0 mm / with nano cup (optional) ø20.0 x 15.5 mm	←
Drilling*1		
Hole diameter	ø0.80 to 10.00 mm (0.01 mm increments)	
Hole depth	6.0 mm or less	
Range for hole milling	ø34.0 to 68.5 mm from lens rotation axis	
Direction for hole milling	Automatic/Manual tilting 2.5 to 18°	←
Slotted hole width	ø0.80 to 10.00 mm (0.01 mm increments)	
Slotted hole depth	6 mm or less	
Slotted hole length	20 mm or less	
Blocking unit*2		
Method	Manual blocking	←
Blocking position accuracy	±0.5 mm	
Axis angle accuracy	±1.0°	
Shape imager function*3		
Measurement range	65.0 x 50.0 mm (±1.5 mm)	
Hole position	0.01 mm increments	←
Hole diameter	ø0.80 to 10.00 mm (0.01 mm increments)	
Demo lens / pattern tracing unit		
Method	Shape measurement using feeler unit	
Measuring points	1,000 points	←
Measurement range	ø22.0 to 76.0 mm (17.4 to 66.0 mm vertically)	
Frame tracer (optional)		
Method	Automatic 3D binocular tracing	
Measuring points	1,000 points	
Measurement range	Shape width : 23.0 to 70.0 mm Shape height : 18.4 to 66.0 mm Frame horizontal width: 113 to 150 mm	←
FPD measurement	Available	
Frame clamping	One-touch automatic clamping	
Setting of stylus	Switchable between automatic and semiautomatic	
Measurement accuracy	Frame tracing ±0.1 mm	
Wheel configuration	Type PLB-2R8	Type PLB-2R
Water supply system	Pump circulation or direct connection to tap water	←
Interface	RS-232C - 1 port LAN - 1 port USB - 1 port	←
Power supply	100 to 120 V / 240 V AC, 50/60 Hz	←
Power consumption	1.3 kVA	←
Dimensions/Mass	545 (W) x 530 (D) x 460 (H) mm / 38.5 kg (Core), 37.8 kg (Mate 1) 545 (W) x 434 (D) x 460 (H) mm / 37.2 kg (Mate 2) 545 (W) x 434 (D) x 344 (H) mm / 34.6 kg (Pro) 21.5 (W) x 20.9 (D) x 18.1 (H)" / 84.9 lbs. (Core), 83.3 lbs. (Mate 1) 21.5 (W) x 17.1 (D) x 18.1 (H)" / 82.0 lbs. (Mate 2) 21.5 (W) x 17.1 (D) x 13.5 (H)" / 76.3 lbs. (Pro)	←
Standard accessories	Drill bit (10 units)*1, Hexagonal screwdriver (2.5 mm), Hexagonal wrench (2.0 mm, 3.0 mm, and 4.0 mm), Dressing stick for glass roughing wheel, Dressing stick for finishing wheel, Compound kit for polishing wheel, Pliable cup, Pliable cup for high base curve lenses, Double-coated adhesive pad, Pliable cup remover, Adapter set, Pattern holder, Stage for small diameter lens*3, Calibration jig, Flat lens, Ferrite core, Accessory case, Power cord	←
Optional accessories	Frame tracer, External barcode scanner, External 2D barcode scanner, Built-in 2D barcode scanner, Circular pump tank, Mini cup set, Nano cup kit, Flexible lens clamp, Drill bit (ø1.0, 1.2, 1.6)*1, USB flash drive, Stylus pen	←

*1 Available for the drill-equipped model

*2 Available for the Core

*3 Available for the Core and Mate 1

Specifications and design are subject to change without notice.



HEAD OFFICE
(International Div.)
34-14 Maehama,
Hiroishi-cho, Gamagori,
Aichi 443-0038, JAPAN
TEL: +81-533-67-8895
URL: www.nidek.com

TOKYO OFFICE
(International Div.)
3F Sumitomo Fudosan Hongo
Bldg., 3-22-5 Hongo, Bunkyo-ku,
Tokyo 113-0033, JAPAN
TEL: +81-3-5844-2641
URL: www.nidek.com

NIDEK INC.
2040 Corporate Court,
San Jose, CA 95131, U.S.A.
TEL: +1-408-468-6400
+1-800-223-9044
(US Only)
URL: usa.nidek.com

NIDEK S.A.
Europarc,
13 rue Auguste Perret,
94042 Créteil, FRANCE
TEL: +33-1-49 80 97 97
URL: www.nidek.fr

NIDEK TECHNOLOGIES S.R.L.
Via dell'Artigianato,
6/A, 35020 Albignasego (Padova),
ITALY
TEL: +39 049 8629200/8626399
URL: www.nidektechnologies.it

NIDEK (SHANGHAI) CO., LTD.
Rm3205, Shanghai Multi
Media Park, No.1027 Chang
Ning Rd, Chang Ning District,
Shanghai, CHINA 200050
TEL: +86 021-5212-7942
URL: www.nidek-china.cn

NIDEK SINGAPORE PTE. LTD.
51 Changi Business Park
Central 2, #06-14,
The Signature 486066,
SINGAPORE
TEL: +65 6588 0389
URL: www.nidek.sg

[Manufacturer]